

# THE ART OF THE ASK

*Your guide to effective  
AI prompting*



Prompt Engineering for executive

**AHMED RAAFAT & MATIAS UNDURRAGA**

# **THE ART OF THE ASK**

***Your guide to effective AI prompting***

Prompt Engineering for executive

*Ahmed Raafat & Matias Undurraga*

“Think of AI like an incredibly knowledgeable, eager-to-please apprentice. It can do amazing things, but it needs clear instructions. Your prompt is the instruction manual you write in real-time – the better the manual, the better the result.”

- Ahmed Raafat & Matias Undurraga

# Table Of Contents

## Executive summary

### Mastering the conversation with AI .....07

## Introduction

### Beyond the magic box – why your words unlock AI’s potential..... 11

The dazzling promise and common puzzle of AI..... 12

Imagine: you’re the director, AI is the actor (your script matters!) ..... 13

Navigating the ever-changing world of AI (ChatGPT, Claude, Gemini & beyond)  
..... 14

Our approach: timeless skills for any AI – your foundation for success ..... 15

## Chapter 1

### What is an AI prompt? Demystifying the input..... 19

## Chapter 2

### How AI thinks - peeking behind the scenes.....25

Learning from mountains of information ..... 26

**Predicting the next word (and the next, and the next...)**.....27

No need to be a tech whiz! ..... 30

## Chapter 3

### Why bother? How better prompts unlock AI’s full power .....33

From generic guesses to tailored treasures (Getting what you **need**)..... 35

Saving time and reducing frustration (Fewer do-overs) ..... 36

Unlocking deeper creativity and exploration (Beyond the obvious)..... 36

Gaining greater control over the output (Shaping the result) .....37

Building a more effective AI partnership (Working **with** the technology) ..... 38

## Chapter 4

### Anatomy of a great prompt: The essential ingredients ..... 41

Persona: giving AI a role (Who should the AI be?) ..... 42

Task: Defining the “What” (What exactly do you want done?) ..... 45

Context: Providing the “Why” and “How” (What does the AI need to know?) ....47

Format: Shaping the output (How should it look and sound?) ..... 50

Putting It All Together..... 53

**Chapter 5**

**Exploring your prompting options: Different tools for different jobs..... 61**

Getting information (The investigator prompt) ..... 63

Generating creative content (The muse prompt) ..... 64

Getting instructions or steps (The guide prompt) ..... 65

Summarizing, analyzing, or comparing (The analyst prompt)..... 66

Role-Playing and conversation practice (The simulator prompt).....67

Choosing the right approach .....67

**Chapter 6**

**Your prompting toolkit: Practical tips for success.....71**

Start simple, then iterate: The power of refining.....72

Clarity is King: Be direct and unambiguous.....74

Specificity is your superpower: Details matter (Task & output).....75

Show, don't just tell: Leverage the power of examples.....75

Focus on the "Do": Using positive instructions effectively.....76

Keep it concise: Avoid unnecessary information .....77

Consider your output: Asking for lists, tables, or specific lengths .....77

Document your journey: Why keeping notes is crucial.....78

**Chapter 7**

**Avoiding the pitfalls: Common prompting mistakes & how to fix them ..... 81**

Pitfall 1: Crippling vagueness ..... 83

Pitfall 2: Assuming prior knowledge (or mind-reading) ..... 83

Pitfall 3: Information overload (Too much, too soon) ..... 84

Pitfall 4: Conflicting Instructions ..... 85

Pitfall 5: Forgetting the audience (Yours and the ai's persona) ..... 85

Pitfall 6: Not iterating or refining (Hiving up too soon) ..... 86

Pitfall 7: Trusting blindly (Ignoring verification).....87

**Chapter 8**

**The future is prompt-driven: Where do we go from here? ..... 89**

Prompting as a core literacy..... 91

Smarter AI, smarter conversations ..... 91

The evolving role of the “Prompter” ..... 92

Where do we go from here? continuous learning. .... 93

**Conclusion**

**Your prompting journey begins now! .....97**

**Appendix**

**Your executive tools for AI prompting ..... 101**

Appendix A: Prompting Cheat Sheet ..... 101

Appendix B: COSTAR Framework Card .....105



# Executive summary

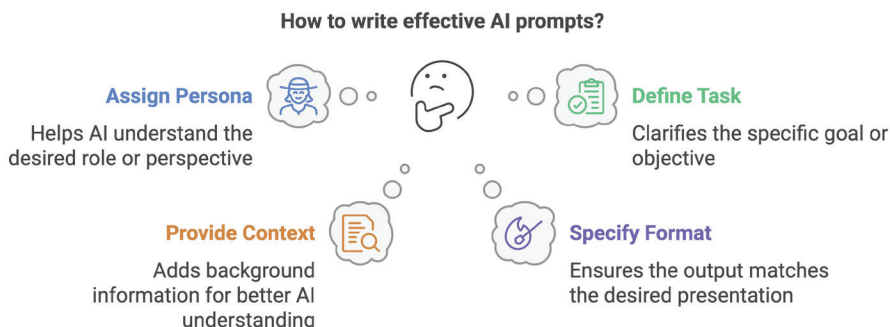
## Mastering the conversation with AI

---

**A**rtificial Intelligence (AI) tools are rapidly becoming part of our daily lives, offering incredible assistance in work, creativity, and learning. However, simply having access to these powerful tools doesn't guarantee useful results. The secret to truly unlocking AI's potential lies in the **prompt** – the way you ask, instruct, or inquire. This guide is specifically crafted for everyone, particularly those new to Generative AI or without a technical background, to learn the essential skill of writing effective prompts.

**Did you know?** Studies show that rewording a prompt can improve AI output quality by up to **50%** – without changing the model at all!





Recognizing that the AI landscape is constantly shifting, with Large Language Models (LLM) like Amazon Nova, OpenAI's ChatGPT, Anthropic's Claude, Google's Gemini, Meta Llama, and others evolving rapidly, we focus on **universal communication principles**. Learning how to be clear, provide context, and structure your requests are durable skills that will serve you well regardless of which specific AI model you use. This approach ensures the knowledge you gain here remains valuable over time.

This booklet breaks down the process into simple, understandable steps. We'll explore what prompts are, touch upon how AI processes information (without getting lost in technical details), and demonstrate why a well-crafted prompt makes a significant difference. You'll learn the key ingredients that make a prompt effective – assigning a Persona, defining the Task, providing Context, and specifying the Format – and gain practical tips to start getting better, more relevant, and more creative outputs immediately, and guide you to try it out using a Generative AI tool like PartyRock. Consider this your foundational course in speaking the language of AI, enabling you to transform these tools from fascinating novelties into genuinely helpful partners.





# Introduction

## **Beyond the magic box – why your words unlock AI’s potential**

---

**I**t’s hard to ignore the buzz surrounding Artificial Intelligence in general and Generative AI specifically. We see Generative AI composing music that sounds remarkably human, generating breathtaking digital art from a simple description, writing complex computer code, summarizing lengthy documents in seconds, and even offering thoughtful advice. The capabilities seem almost limitless, often feeling like we’re interacting with futuristic, all-knowing oracle housed within our computers – a true “magic box.”

## The dazzling promise and common puzzle of AI

The allure of AI is powerful. Imagine having an assistant available 24/7, ready to help brainstorm ideas, draft emails, explain complex topics, or plan your next project. This promise of enhanced productivity and creativity is incredibly exciting. Yet, many people's first encounters with AI tools can feel somewhat... underwhelming.

You ask a straightforward question, perhaps “Tell me about sustainable energy,” and receive a very broad, textbook-like answer that isn't particularly helpful for your specific need. You try asking for a creative story idea, and the result feels generic, lacking the spark you hoped for. Or you attempt to get help with a practical task, like organizing notes, only to find the AI completely missed the point of your request. This gap between the potential hype and the actual initial experience is common. It often leads people to wonder, “Is this AI really that smart?” or “Am I using this wrong?”

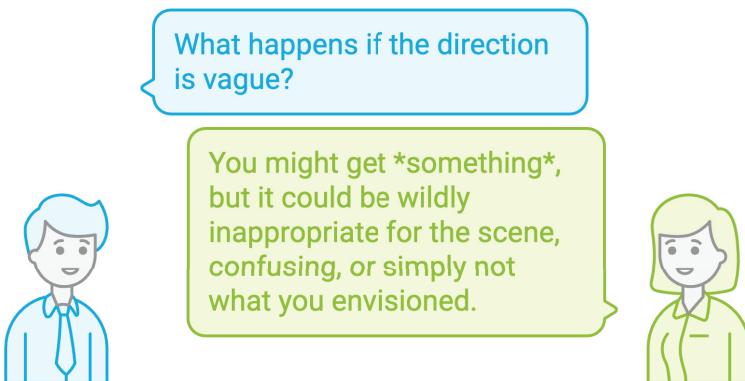
The truth is, the “magic” isn't automatic, magician need to learn how to use the tools. The AI, despite its impressive abilities, isn't a mind reader. It operates based on the information and instructions it's given. The puzzle isn't usually about the AI's inherent capability, but rather about the effectiveness of our communication *with* it.

## Imagine: you're the director, AI is the actor (your script matters!)

A helpful way to think about interacting with AI is to picture yourself as a movie director and the AI as an exceptionally talented, versatile actor. This actor has studied countless roles, mastered numerous skills, and can adapt to virtually any genre or style. Give them the right script and clear direction, and they can deliver an Oscar-worthy performance.

But what happens if the direction is vague? If you tell this brilliant actor, “Just stand over there and do something dramatic”? You might get *something*, but it could be wildly inappropriate for the scene, confusing, or simply not what you envisioned. The actor relies on the director for guidance.

### AI Interaction: Director and Actor



Your **prompt** is that guidance. It's the script, the stage direction, the character notes you provide to the AI actor.

- ▶ A weak prompt is like vague direction. It leaves too much room for interpretation (or misinterpretation) and often leads to generic, unfocused, or incorrect results. Asking an AI to “write a marketing email” is like that vague direction – it doesn’t tell the AI *who* the email is for, *what* product it’s promoting, *what* tone to use, or *what* the goal is.
- ▶ A strong prompt, on the other hand, is like detailed, insightful direction. It tells the AI actor *who* it should be (e.g., “Act as a friendly customer service representative”), *what* the situation is (e.g., “A customer is asking about a late order”), *what* specific information needs to be conveyed (e.g., “Apologize for the delay, provide the new estimated delivery date, and offer a discount on their next purchase”), and *how* it should deliver the lines (e.g., “Use an empathetic and reassuring tone”).

When you provide clear, contextual, and specific instructions, you empower the AI to leverage its capabilities effectively and deliver a “performance” that truly meets your needs.

## Navigating the ever-changing world of AI (ChatGPT, Claude, Gemini & beyond)

As you start exploring or continue using AI, you’ll encounter various names: **Amazon Nova**, **OpenAI’s ChatGPT**, **Anthropic’s Claude**, **Google’s Gemini**, **Meta’s Llama**, **Perplexity.ai**, and a growing list

of others. Each of these tools has its own strengths, is built on slightly different technology, and is constantly being updated by its creators. You might read an article today about a fantastic trick for getting great results from one model, only to find that a new update changes its behavior, or that the trick doesn't work well with a different AI tool you want to try.

This rapid pace of development is exciting, driven by advancements in computing power, larger datasets for training, and smarter algorithms. However, it also means that focusing solely on the specific commands or peculiarities of *one* AI assistant can feel like trying to hit a moving target. The “best” way to phrase something for Model X today might not be the optimal way for Model Y tomorrow.

## Our approach: timeless skills for any AI – your foundation for success

This is precisely why this guide is designed differently. We deliberately avoid focusing too heavily on the unique quirks or specific command structures of any single AI platform. Instead, we champion the **fundamental principles of clear communication and effective instruction** – skills that transcend specific models and remain relevant no matter how the technology evolves.



## AI Communication Mastery

### Timeless Principles

Durable foundation for AI communication

### Universal Skills

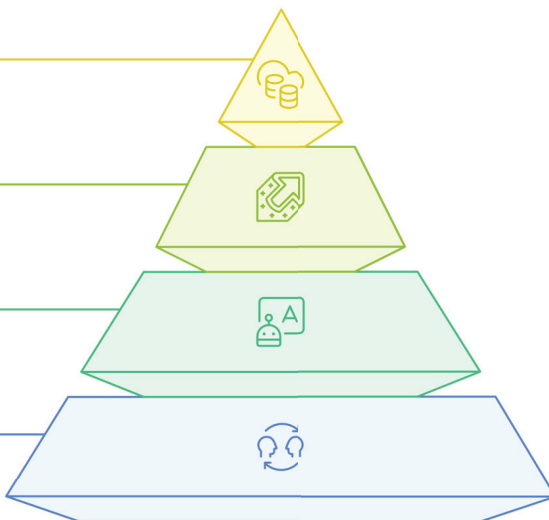
Core strategies for consistent AI interaction

### Effective Instruction

Skills transcending specific AI models

### Clear Communication

Fundamental principles for effective instruction



Think of it like learning the principles of good driving versus memorizing the specific button layout of one car model. Understanding how to steer, brake, accelerate, check your mirrors, and obey traffic laws are universal driving skills. These skills allow you to drive almost any car safely and effectively, even if the dashboard looks different.

Similarly, learning how to:

- ▶ Clearly articulate your goal (Task).
- ▶ Provide necessary background information (Context).
- ▶ Define the role or perspective (Persona) you want the AI to adopt.

- ▶ **Specify the desired structure and style (Format) of the response.**
- ▶ **Use examples to illustrate your expectations.**
- ▶ **Refine your approach based on the results.**

...are the universal skills of effective prompting. These are the core communication strategies that work consistently across different AI systems because they address the fundamental need for clear instruction.

By focusing on these timeless principles, this guide aims to equip you with a durable foundation. You won't just learn a few temporary tricks; you'll develop the understanding and confidence to communicate effectively with *any* text-based generative AI you encounter. You'll be better prepared to adapt as the technology changes and empowered to consistently get more value from these incredible tools.

This booklet is your foundational course in becoming a skilled director for your AI actor. Let's learn the art of the ask.



# Chapter 1

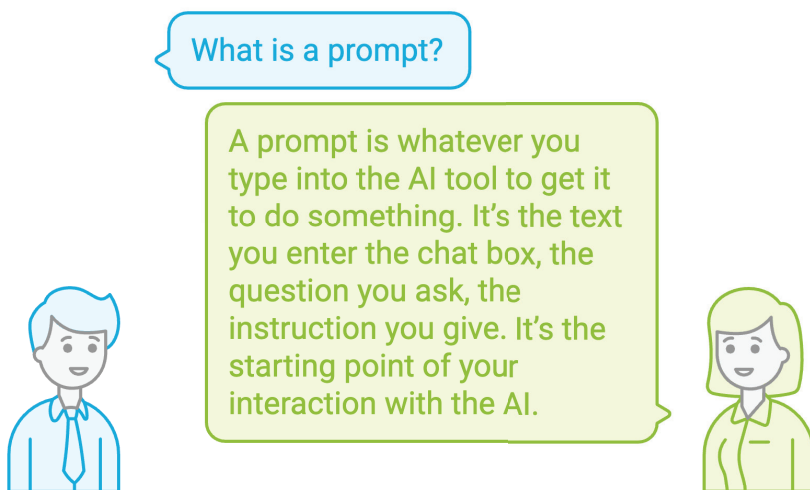
## What is an AI prompt? Demystifying the input

---

**S**o, we've talked about AI as this powerful tool, this versatile actor waiting for direction. We've established that *your* input is the key to getting the results you want. But what exactly is this input we keep mentioning? In the world of Generative AI, this input has a specific name: the **prompt**.

At its core, a prompt is simply **whatever you type into the AI tool to get it to do something**. It's the text you enter the chat box, the question you ask, the instruction you give. It's the starting point of your interaction with the AI.

## Understanding AI Prompts



Think about how you interact with people. If you want someone to pass the salt at the dinner table, you *ask* them: “Could you please pass the salt?” That question is, in essence, a prompt. It’s a clear instruction designed to elicit a specific action (passing the salt). If you want a friend to tell you about their vacation, you might prompt them by asking, “How was your trip to Italy?”

An AI prompt works similarly. It’s your way of initiating the conversation or requesting an action from the AI assistant. It could be as simple as:

## Prompt Examples

- ▶ “What is the capital of France?” (A question seeking information)
- ▶ “Write a short poem about a rainy day.” (A command requesting creative output)
- ▶ “Summarize this email for me: [paste email text here]” (An instruction asking for analysis and condensation)
- ▶ “Explain quantum physics like I’m five years old.” (A request for a specific type of explanation, setting a tone and audience)

You can also think of a prompt like providing the ingredients and instructions for a recipe. If you just give a chef a bag of flour, you won’t necessarily get the cake you wanted. But if you provide flour, sugar, eggs, butter, and the step-by-step instructions (mix these, bake at this temperature for this long), you have a much better chance of getting the desired delicious outcome. Your prompt provides the AI with the necessary “ingredients” (context, information) and “instructions” (the task, the desired format) to “bake” the response you’re looking for.

It’s crucial to understand that prompts are more than just simple questions you might type into a search engine like Google. While you can ask AI factual questions, the real power comes from using prompts as **instructions** or **requests for creation**. You’re not just searching for existing information; you’re often asking the AI to *generate* something new based on your guidelines – whether that’s an email, a list of ideas, a piece of code, a summary, or a translation.

The quality, clarity, and detail of your prompt directly shape the output the AI generates. A vague prompt leads to a vague or generic response. A detailed, well-structured prompt guides the AI towards producing something much more specific, relevant, and useful to you.

No matter which AI tool you're using – ChatGPT, Claude, Gemini, or any other – the principle remains the same: **the prompt is your primary tool for communication and control.** Learning to craft effective prompts is learning how to effectively communicate your intentions to these powerful systems. It's the first and most fundamental step in harnessing their capabilities.

Now that we understand *what* a prompt is – our instruction to the AI – let's take a simplified look at how the AI processes that instruction in the next chapter. Understanding a little about its “thought” process (even though it doesn't think like we do!) can help us write even better prompts.







## Chapter 2

# How AI thinks - peeking behind the scenes

---

**B**efore you can master the art of prompting, it's important to grasp one simple truth: **AI doesn't think the way humans do.**

Your prompt acts as the instruction you give the AI – but how exactly does the AI “understand” and respond?

Does it process meaning like a human would? Does it truly grasp emotions, intentions, or the deeper nuances behind your words?

The short answer is... not really, at least not in the way humans do. AI doesn't have feelings, consciousness, beliefs, or personal experiences. It doesn't “understand” concepts like love, justice, or humor in the deeply nuanced way we do. Trying to imagine AI as a digital brain just like ours can be misleading.

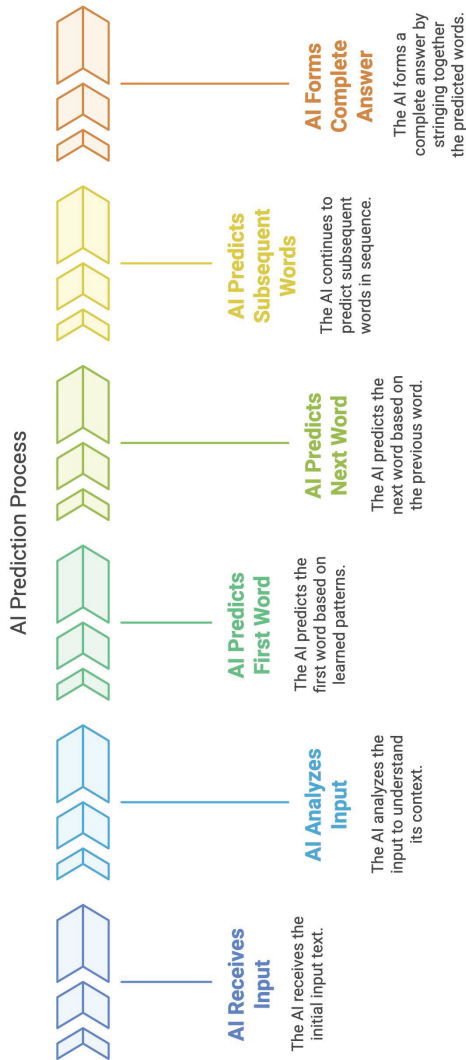
So, how does it work? Let's peel back just one layer of the mystery - without getting bogged down in complicated technical details.

## Learning from mountains of information

Imagine someone who has read almost every book, article, website, and conversation ever written (or at least, a massive chunk of it). They haven't necessarily *understood* it all in a deep, philosophical way, but they've processed the *language*. They've seen which words tend to appear together, how sentences are structured, how questions are typically answered, and how different topics are discussed.

Modern generative AI models are trained on something akin to this - unimaginably vast datasets containing text and code from the internet and other sources. During this training phase, the AI doesn't memorize everything like a giant dictionary. Instead, it learns intricate **patterns** and **relationships** within the language. It learns the probability of certain words following others, the common structures of different types of writing (emails, poems, news articles, code), and the connections between concepts based on how they are discussed in the training data.

# Predicting the next word (and the next, and the next...)



***“AI builds its answers one prediction at a time — word by word, based on the patterns it has learned.”***

At a very fundamental level, when you give an AI a prompt, it’s essentially trying to predict what should come next, based on the patterns it learned during training and the specific pattern you’ve provided in your prompt.

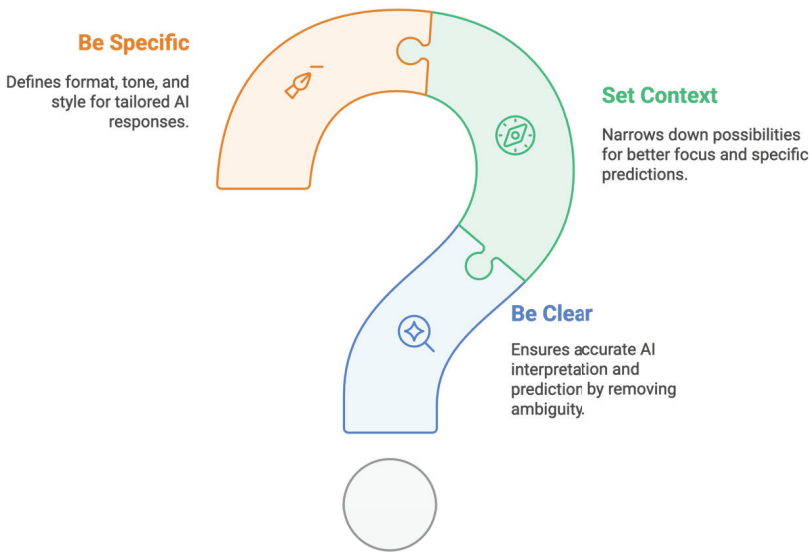
Think of it like a super-powered version of the predictive text feature on your smartphone. When you start typing “The weather today is going to be...”, your phone suggests words like “sunny,” “rainy,” or “cloudy” based on common sentence structures and maybe even your location or past messages.

An AI model does something similar, but on a vastly more complex scale. When you provide a prompt like “Write a short story about a brave knight,” the AI uses “Write a short story about a brave knight” as the starting sequence. It then predicts the most probable next word based on countless examples of stories about knights it encountered during training. Then, based on the new sequence (including the word it just added), it predicts the next most probable word, and so on, word by word, building the response.

It’s constantly asking itself, “Given everything I’ve seen before, and given the prompt and the response I’ve generated so far, what is the most statistically likely word or piece of information that should come next to fulfill the user’s apparent request?”

## Why your prompt is so important (guiding the prediction)

### How to create an effective AI prompt?



Understanding this predictive process, even at a high level, helps us see *why* effective prompting is crucial.

- **Be Clear: Remove ambiguity to guide the AI accurately.** If your prompt is ambiguous or unclear, the AI has difficulty determining the *correct* pattern to follow. It might latch onto the wrong interpretation and start predicting words that lead the response in an unhelpful direction. A clear prompt sets a strong initial pattern.

- **Set Context: Narrow the possibilities for better focus.** Providing context (like a role for the AI, background information, or examples) helps the AI narrow down the possibilities. It steers the prediction process towards the *specific* kind of pattern you want. Asking it to “write about apples” is broad; asking it to “write about the health benefits of apples for a fitness blog” provides context that significantly refines the likely predictions.
- **Be Specific: Define the format, tone, and style you want.** Specifying the desired format, tone, or length helps the AI select words and structures that match those requirements or even given an example. It’s like telling your predictive text you want a formal email, not a casual text message.

## No need to be a tech whiz!

The good news is that you don’t need a degree in computer science or a deep understanding of neural networks and algorithms to write good prompts. You just need to appreciate this basic idea: **The AI is a pattern-matching prediction machine, and your prompt is the starting pattern you give it.**

Your goal as a prompter is to provide an initial pattern that is so clear, contextual, and specific that the AI is guided towards making the predictions that result in the output you want. It’s fundamentally about effective communication – translating your intention into instructions the AI can successfully follow.

With this understanding of *what* a prompt is and a simplified idea of *how* the AI processes it, we can now explore *why* putting effort into crafting good prompts is so worthwhile in the next chapter. What tangible benefits does it bring?

And remember **You're not programming — you're communicating.**  
**And every great communication begins with clarity.**





## Chapter 3

# Why bother? How better prompts unlock AI's full power

---

**Y**ou might be thinking, “Okay, I understand what a prompt is, and I have a basic idea of how the AI works. But does it *really* matter how I ask? Can’t I just type in a simple question and get a decent answer?”

The short answer: **Yes — it matters a lot.**

## Mastering AI Interaction

### Tangible Benefits

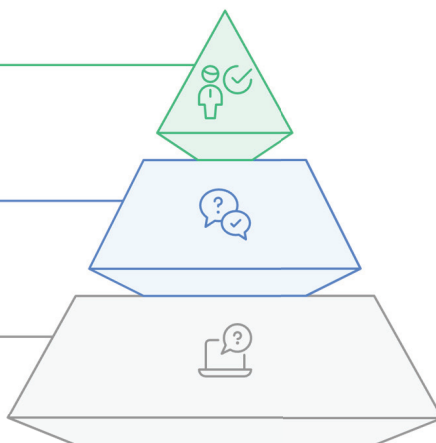
Save time, reduce frustration, improve results

### Effective Prompts

Thoughtful prompts unlock advanced AI interaction

### Basic Prompts

Simple questions yield basic responses



While you can certainly get responses from simple or vague prompts, learning to craft *effective* prompts unlocks a whole new level of interaction with AI. It's the difference between using a powerful tool clumsily and wielding it with precision and skill. Putting a little thought and effort into your prompts isn't just an academic exercise; it delivers real, tangible benefits that can save you time, reduce frustration, and ultimately lead to much better results.

Let's explore *why* bothering with good prompts is so worthwhile:

## From generic guesses to tailored treasures (Getting what you need)

Imagine asking a travel agent to “plan a trip.” They might suggest popular destinations like Paris or Rome, but that might be completely irrelevant if you were dreaming of a quiet beach vacation in Thailand. A vague prompt given to an AI often yields similarly generic results. Asking it to “write a business proposal” might give you a standard template, but it won’t reflect your specific industry, client needs, or unique selling points.

An effective prompt, rich with context and specific instructions, guides the AI away from generic templates and towards creating something truly tailored to *your* situation.

- ▶ **Vague Prompt:** “Give me marketing ideas.”
- ▶ **Effective Prompt:** “Generate five innovative marketing ideas for a small, independent bookstore trying to attract more young adult readers in a competitive urban environment. Focus on low-cost social media strategies.”

The second prompt is far more likely to produce actionable, relevant ideas you can use, transforming a generic guess into a potential treasure trove of tailored strategies.

## **Saving time and reducing frustration (Fewer do-overs)**

How often have you asked an AI for something, only to get a response that completely misses the mark, requiring you to ask again, rephrase, clarify, and maybe even start over? This back-and-forth can be time-consuming and frustrating.

Well-crafted prompts significantly reduce the need for endless revisions. By providing clear instructions and sufficient context upfront, you minimize the chances of the AI misunderstanding your request. It's like giving clear driving directions the first time versus having the driver constantly stop to ask, "Are you sure this is the right way?"

Getting a more accurate and relevant response on the first or second try saves significant time and makes the entire process of interacting with AI much smoother and more productive.

## **Unlocking deeper creativity and exploration (Beyond the obvious)**

AI isn't just for summarizing text or answering factual questions; it can be a powerful partner in creative endeavors. However, a simple prompt might only yield predictable or clichéd creative outputs.

By using more sophisticated prompts – perhaps asking the AI to adopt an unusual persona, combine unexpected concepts, or explore a specific theme in a unique style – you can push the AI beyond its default patterns.

- ▮ **Simple Prompt:** “Write a poem about the ocean.”
- ▮ **Creative Prompt:** “Write a short poem about the deep ocean from the perspective of an ancient, wise octopus who has seen sunken ships come and go. Use a melancholic but hopeful tone.”

The second prompt encourages a more imaginative and specific result, potentially sparking ideas or angles you hadn't considered yourself. Good prompting can turn AI into a more dynamic brainstorming partner.

## Gaining greater control over the output (Shaping the result)

A common frustration is getting an AI response that's *almost* right, but the tone is off, the format is wrong, or it includes information you didn't want. Effective prompting gives you much finer control over these aspects.

By explicitly stating the desired tone (formal, casual, witty, empathetic), length (word count, number of paragraphs), format (bullet points, email, table, code snippet), and constraints (things to avoid), you are actively shaping the final output. You move from being a passive recipient of whatever the AI generates to an active director ensuring the final product aligns with your vision.

## **Building a more effective AI partnership (Working with the technology)**

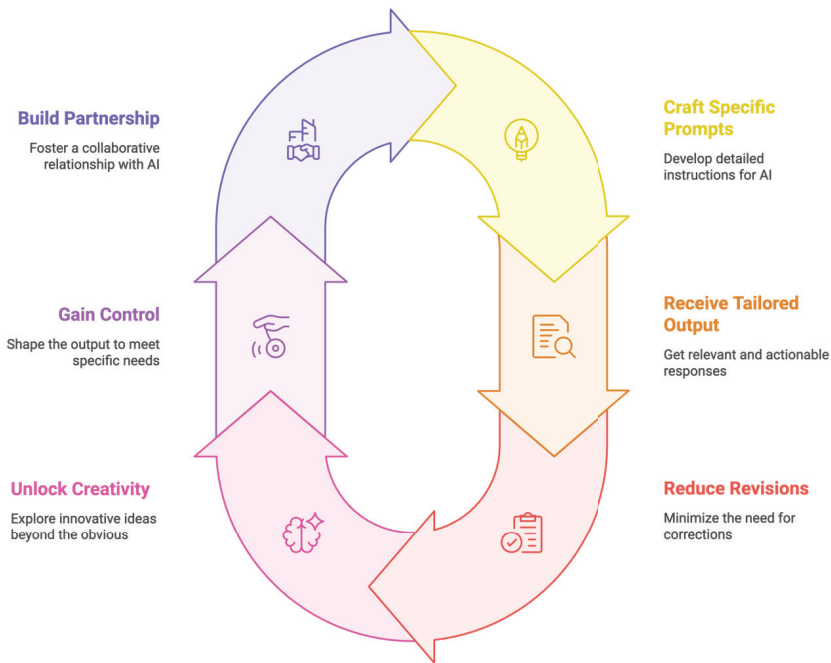
Ultimately, learning prompt engineering is about learning how to collaborate more effectively with these powerful tools. It shifts the interaction from a simple question-and-answer exchange to a more nuanced dialogue where you guide the AI towards a shared goal.

When you provide good prompts, you're essentially teaching the AI, in that specific instance, how best to help you. This leads to a more satisfying and productive partnership, allowing you to leverage the AI's strengths (speed, access to information, pattern recognition) while compensating for its weaknesses (lack of true understanding, potential for generic output) through your skillful direction.

In summary, bothering to write good prompts isn't about adding unnecessary complexity. It's about investing a small amount of effort upfront to gain significant returns in relevance, efficiency, creativity, and control. It's the key to moving beyond basic interactions and truly harnessing the transformative power that AI offers and making AI work smarter *for you*.

When you master prompting, you stop using AI like a basic tool — and start using it like a true partner.

The Cycle of Effective AI Prompting







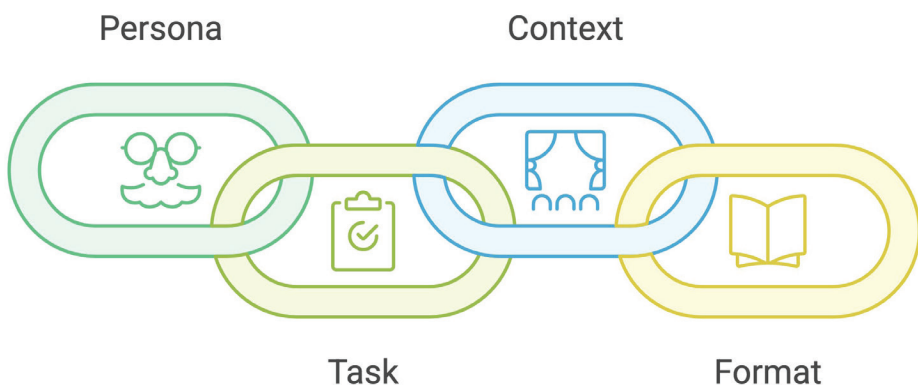
## Chapter 4

# Anatomy of a great prompt: The essential ingredients

---

**A** good prompt isn't magic — it's clear direction. We've established that a good prompt is like clear direction for our AI actor. But what does that direction look like? While prompts can vary greatly depending on the task, most truly effective prompts incorporate some combination of four key ingredients, Persona, Task, Context and Format. Think of these as the building blocks you can use to construct powerful instructions for any AI model. These four essential ingredients form the foundation of every powerful prompt — and mastering them will dramatically elevate the quality of your AI interactions.

## Crafting Effective AI Prompts



Understanding these components will help you move from simply asking questions to strategically designing prompts that get the results you need. Let's break them down. Let's test each technique in practice on an LLM app like PartyRock (<https://partyrock.aws/>) or Amazon Nova playground (<https://nova.amazon.com/>)

### **Persona: giving AI a role (Who should the AI be?)**

Imagine asking for advice. Would you ask your accountant for medical advice, or your doctor for financial planning tips? Probably not. Different roles come with different expertise, perspectives, and ways of communicating.

You can significantly improve AI responses by assigning it a specific **Persona** or role to adopt. This tells the AI *from which perspective* it should generate its response. It helps frame the AI's knowledge and influences its tone, vocabulary, and focus.

### **Without persona prompt:**

“Explain the benefits of recycling.”

### **AI response without persona:**

“Recycling helps conserve natural resources, reduces the need for raw materials, saves energy, decreases greenhouse gas emissions, and reduces landfill waste. It is an important practice for protecting the environment and promoting sustainability.”

**This answer is factual but generic. It sounds like a standard textbook explanation without considering the audience.**With persona prompt:

“Act as an environmental scientist explaining the benefits of recycling to a group of elementary school students. Use simple language and engaging examples.”

### **AI response with persona:**

“Recycling is like giving old things a brand-new life! Instead of throwing away cans, bottles, and paper, we can turn them into new toys, books, and even playgrounds! Recycling saves energy and keeps our Earth clean and happy. Every time you recycle, you're helping protect the planet – just like a superhero!”

This answer is much more engaging, simple, and age-appropriate — because the AI understood the role it needed to play.

### Key Insight:

**Without a persona,** *AI delivers generic, one-size-fits-all information.*

**With a clear persona,** *AI tailors its language, tone, and examples to match the audience, making the response more effective and impactful.*

**This format is now perfect** to drop into your “Persona” section, right after you explain what a Persona is!

Assigning a persona can be as simple as starting your prompt with phrases like:

- ▶ **“Act as a...”**
- ▶ **“You are a...”**
- ▶ **“Assume the role of...”**
- ▶ **“From the perspective of...”**

Examples of Personas: *a skeptical journalist, a friendly customer service agent, an expert software developer, a witty marketing copywriter, a patient teacher, a 15th-century historian, a futuristic sci-fi author.* Choosing the right persona helps the AI access the relevant patterns in its training data and tailor the response accordingly.

## Task: Defining the “What” (What exactly do you want done?)

This seems obvious but clearly stating the specific **Task** you want the AI to perform is fundamental. Vague requests lead to vague results. The more precise you are about the action you need, the better the AI can execute it.

Use clear action verbs to define the task. Instead of just stating a topic, tell the AI *what to do* with that topic.

### **Vague task prompt:**

*“Social media marketing.”*

### **AI response to vague task:**

*“Social media marketing involves using platforms like Facebook, Instagram, and Twitter to promote a business, engage with customers, and increase brand awareness. It is an important strategy for reaching modern audiences and can be used to build relationships, drive traffic, and boost sales.”*

The AI provides a general definition, but it’s not actionable — it doesn’t perform a specific task for you.

### **Clear task prompt:**

*“Create a list of five engaging Instagram post ideas to promote a small independent bookstore looking to attract more young adult readers. Focus on low-cost social media strategies.”*

## AI response to clear task

1. **“Bookstagram Challenge”** — Invite followers to share a photo of their favorite book from the store for a chance to win a free coffee.
2. **“Meet the Staff”** — Post short, fun bios of bookstore employees, highlighting their favorite young adult novels.
3. **“Hidden Gems”** — Share weekly posts spotlighting lesser-known YA books available in the store.
4. **“Reading Nook Goals”** — Showcase cozy reading corners inside the store to inspire visits.
5. **“Author Quotes”** — Post inspiring quotes from popular young adult authors with beautiful visuals.

This response is much more specific, actionable, and immediately useful — because the task was clearly defined.

This response is much more specific, actionable, and immediately useful — because the task was clearly defined.

### Key Insight:

**Vague tasks** lead to generic information.

**Clear, action-driven tasks** tell the AI exactly what you need — saving time and producing far more valuable results.

Now you have a clean, powerful Task example to fit into your “Task” section right after you introduce it!

Other action verbs for defining tasks include *Explain, Compare, Contrast, Generate, Draft, Translate, Debug, Analyze, Classify, Brainstorm, Outline, Rewrite, Evaluate, Suggest*.

Be explicit about the main objective of your prompt. What is the single most important thing you need the AI to accomplish?

## Context: Providing the “Why” and “How” (What does the AI need to know?)

This is often the most crucial element for elevating a basic prompt to a great one. **Context** provides the background information, constraints, specific details, and overall purpose that the AI needs to understand *why* you’re asking and *how* it should perform the task. Without context, the AI is just guessing based on the task itself.

Context can include many things:

- **Background information:** Why are you asking this? What is the broader project or situation? (e.g., “I’m preparing a presentation for senior management...” or “This is for a blog post aimed at beginners...”)
- **Specific details:** Names, dates, technical terms, key data points, features of a product, requirements for a project. (e.g., “...focusing on our new ‘Eco Glow’ skincare line” or “...using Python version 3.9”)
- **Audience:** Who is the final output for? (e.g., “...for an audience of non-technical managers” or “...for expert software engineers”)



- ▶ **Constraints:** What should the AI *avoid*? Are there specific words, topics, or styles to exclude? (e.g., “Do not mention our competitors by name” or “Avoid using overly technical jargon”)
- ▶ **Goals:** What is the ultimate purpose of the output? (e.g., “...the goal is to persuade potential customers to sign up for a free trial” or “...the aim is to clearly explain a complex process”)
- ▶ **Examples:** Beyond just describing the situation, one of the most powerful ways to provide context is by including clear **examples** directly within your prompt. Think of it as ‘showing’ the AI exactly what you mean, rather than just ‘telling’ it. If you need the AI to adopt a specific writing style – perhaps very formal or incredibly casual – include a short sentence or two demonstrating that style. If you require information presented in a particular structure, like a list of pros and cons, provide a miniature template like Pros: [Point 1], Cons: [Point 1]. These embedded examples act like powerful guideposts, dramatically increasing the chances the AI will understand and replicate the pattern you desire, far more effectively than lengthy descriptions alone.

### Prompt without context:

■ *“Write an article about electric cars.”*

**AI response without context:**

*“Electric cars are vehicles powered by electricity instead of gasoline. They are environmentally friendly, reducing carbon emissions and promoting sustainability. Popular models include the Tesla Model 3, Nissan Leaf, and Chevrolet Bolt. Advances in battery technology continue to make electric cars more efficient and affordable.”*

This article is accurate, but generic — it doesn’t know the audience, purpose, or desired style.

**Prompt with context:**

*“Write a 300-word blog post introducing electric cars to a non-technical audience of first-time car buyers. Focus on the everyday benefits like saving money on fuel and easy maintenance. Use a friendly and approachable tone.”*

**AI response with context:**

*“Thinking about buying your first car? Electric cars might be the perfect choice! Not only are they better for the planet, but they can also save you a lot of money. Imagine never needing to stop at a gas station again — just plug your car in at home like you do your phone! Plus, electric cars have fewer moving parts, which means fewer trips to the mechanic and less money spent on repairs. With more affordable models and longer driving ranges available today, there’s never been a better time to go electric!”*

This article is perfectly tailored to the audience and goal because clear context was provided.

**Key Insight:**

**Without context**, AI delivers broad, unfocused content.

**With the right context**, AI customizes its style, focus, and depth — creating content that truly resonates with your target audience.

This example now fits beautifully right after your “Context” explanation!

The more relevant context you provide, the better equipped the AI is to generate a response that fits your specific needs and constraints.

## **Format: Shaping the output (How should it look and sound?)**

Finally, tell the AI *how* you want the response to be presented. Defining the **Format** ensures the output is not only accurate in content but also structured and styled appropriately for your purpose.

Format instructions can cover:

- ▶ **Structure & length:** Define *how* the response should be organized and *how long* it should be. Don’t leave this to chance! Are you looking for a quick, two-sentence answer, a detailed multi-paragraph explanation, or perhaps a comprehensive report? Should the information be presented as a bulleted list, numbered steps, a simple paragraph, an email, a table, a poem, or something else entirely? Explicitly stating your structural and length requirements – like ‘Summarize this in three bullet points,’

‘Write a response around 100 words,’ ‘Generate a step-by-step guide,’ or ‘Present this comparison in a table with two columns’ – helps the AI calibrate its output. Defining these elements upfront ensures the AI’s response is not only accurate in content but also immediately usable in the format you require, saving you valuable editing and reformatting time later.

- ▶ **Tone:** How should the response *feel*? (e.g., “Use a formal and professional tone,” “Write in a friendly and conversational style,” “Adopt a witty and humorous tone,” “Be empathetic and reassuring”).
- ▶ **Language:** Specify complexity (e.g., “Use simple, easy-to-understand language,” “Assume an expert audience familiar with technical terms”).
- ▶ **Vague Format:** “Explain photosynthesis.”
- ▶ **Specific Format:** “Explain photosynthesis in three simple bullet points suitable for a 5th grader. Use a clear and encouraging tone.”

### Prompt without format instructions:

“Explain photosynthesis.”

### AI response without format:

“Photosynthesis is the process by which green plants and some other organisms use sunlight to synthesize foods with the help of chlorophyll pigments. It involves the conversion of carbon dioxide

*and water into glucose and oxygen. Photosynthesis is vital for life on Earth as it provides oxygen and forms the basis of the food chain.”*

The explanation is correct, but it’s dense, formal, and could overwhelm younger or non-expert readers.

### **Prompt with format instructions:**

*“Explain photosynthesis in three simple bullet points suitable for a 5th grader. Use a clear and encouraging tone.”*

### **AI response with format:**

- ▶ 🌞 Plants use sunlight, water, and air to make their own food – it’s called photosynthesis!
- ▶ 🌱 They take in carbon dioxide from the air and water from the ground and turn it into food (sugar) and oxygen for us to breathe.
- ▶ 🌍 Photosynthesis is super important because it helps plants grow and keeps our Earth healthy and full of life!

The information is broken down clearly, is easier to understand, and matches the desired tone and structure perfectly.

Key Insight:

**Without format instructions**, AI chooses a random style – which might not fit your needs.

**With clear format guidelines**, AI structures the output exactly the way you want, making it easier to use immediately.

This Format example now fits neatly after your “Format” section — completing the full building blocks for a great prompt!

## Putting It All Together

You don’t necessarily need all four ingredients in every single prompt, especially for very simple requests. However, for more complex tasks or when you need a highly specific output, consciously thinking about Persona, Task, Context, and Format will dramatically improve your results.

### Quick Recap:

#### You now have:



- ▶ **Persona:** (Recycling Example — General vs. Scientist for kids)
- ▶ **Task:** (Social media marketing — Vague vs. Clear)
- ▶ **Context:** (Electric cars — No audience vs. Specific audience and goal)
- ▶ **Format:** (Photosynthesis — Random paragraph vs. Bullet points for 5th grader)

Consider this example combining all four:

“**[Persona]** Act as an experienced travel agent. **[Context]** I am planning a 7-day family vacation to Italy in July for two adults and two teenagers (ages 14 and 16). We are interested in history, art, and good food, but also want some relaxation time. Our budget is moderate.

**[Task]** Create a sample itinerary that balances sightseeing in Rome and Florence with some downtime, possibly including a day trip or a shorter stay in a smaller Tuscan town. **[Format]** Present the itinerary as a day-by-day list, with brief descriptions of activities for each day. Keep the tone enthusiastic and informative.”

Prompt Ingredient Comparison

Characteristic	Persona	Task	Context	Format
 <b>Description</b>	Role-playing for specific expertise	Goal-oriented instruction for desired action	Background information for relevant details	Structure for organized output
 <b>Example</b>	Recycling: General vs. Scientist for kids	Social media marketing: Vague vs. Clear	Electric cars: No audience vs. Specific audience and goal	Photosynthesis: Random paragraph vs. Bullet points for 5th grader

By incorporating these four essential ingredients, you provide the AI with a comprehensive blueprint, enabling it to generate a much more relevant, useful, and well-structured response than if you had simply asked, “Plan an Italy trip.”







### **Another Lens: Reinforcing the essentials with COSTAR**

Now that you’re comfortable with our four core ingredients, it’s helpful to know that there are other ways professionals think about structuring prompts. You’ll find that these often reinforce the same fundamental ideas, just perhaps with different labels. It’s like different chefs using slightly different terms for cooking techniques, but all aiming for a delicious meal!

One such helpful framework, sometimes used by folks working with very capable AI systems (like those available through advanced platforms such as Amazon Bedrock), is called **COSTAR**. Don’t worry, it’s not a whole new set of rules to learn; instead, think of it as a great way to double-check if your prompt has all its bases covered.



## COSTAR Framework Elements

Characteristic	Description
 <b>Context</b>	Providing background information
 <b>Objective</b>	Clearly defining the task
 <b>Style</b>	Specifying the desired writing style
 <b>Tone</b>	Setting the tone
 <b>Audience</b>	Identifying the intended audience
 <b>Response (Format)</b>	Providing the response format

COSTAR stands for:

- ▶ **C - Context:** Providing background information helps the AI understand the specific scenario and provide relevant responses. (Sound familiar? This is just like our “Context” ingredient!)
- ▶ **O - Objective:** Clearly defining the task directs the AI’s focus to meet that specific goal. (Exactly our “Task”!)
- ▶ **S - Style:** Specifying the desired writing style, such as emulating a famous personality or professional expert, guides the AI to align its response with your needs. (This often blends beautifully with our “Persona” – if the style is tied to a role – and fits snugly within our “Format” if it’s a general stylistic instruction, like “write in a formal style.”)
- ▶ **T - Tone:** Setting the tone makes sure the response resonates with the required sentiment, whether it be formal, humorous, or empathetic. (You guessed it – this is a key part of our “Format” ingredient!)
- ▶ **A - Audience:** Identifying the intended audience tailors the AI’s response to be appropriate and understandable for specific groups, such as experts or beginners. (This is a crucial aspect of our “Context” ingredient, and it also helps shape the “Persona” and “Format.”)
- ▶ **R - Response (Format):** Providing the response format, like a list, a paragraph, a table, or even more technical formats like JSON (often used by developers), makes sure the AI outputs in the required structure for what you need to do next. (This is the heart of the structural part of our “Format” ingredient!)

## COSTAR as your friendly prompting checklist

See how closely it all aligns? Our **Persona** often naturally incorporates a specific **Style**. Our **Context** is the COSTAR **Context** and helps define the **Audience**. Our **Task** is the COSTAR **Objective**. And our broad **Format** ingredient covers the COSTAR **Tone**, general **Style**, and the specific **Response (Format)** structure.

So, why mention COSTAR? Because it can serve as a fantastic mental checklist, especially when you're crafting a particularly important or complex prompt. Before you hit "send," you can quickly ask yourself:

- ▶ Have I given enough Context?
- ▶ Is my Objective (Task) clear?
- ▶ Have I thought about the Style?
- ▶ Is the Tone right for what I need?
- ▶ Who is my Audience?
- ▶ Have I told the AI how I want the Response structured?

If you can confidently nod along to these, you're in great shape! Whether you find yourself naturally thinking in terms of Persona, Task, Context, and Format, or you like the COSTAR acronym as a reminder, the aim is identical: to arm the AI with clear, complete, and unambiguous instructions. Find the approach that clicks best for you and helps you consistently give your AI actor the brilliant direction it needs to shine.

*(Optional: For those interested in a more technical dive into advanced prompting frameworks like COSTAR and others, as they are applied*

in sophisticated AI environments, you can explore resources like this article from Amazon Web Services: [Implementing advanced prompt engineering with Amazon Bedrock](https://aws.amazon.com/blogs/machine-learning/implementing-advanced-prompt-engineering-with-amazon-bedrock/) (<https://aws.amazon.com/blogs/machine-learning/implementing-advanced-prompt-engineering-with-amazon-bedrock/>) Just remember, the foundational principles we're covering here are your essential starting point!

QR code to the Blog:





## Chapter 5

# Exploring your prompting options: Different tools for different jobs

---

**N**ow that you understand the building blocks of a great prompt (Persona, Task, Context, Format), let's look at the different ways you can use prompts. Just like a craftsperson has various tools for different tasks – a hammer for nails, a screwdriver for screws – you have different prompting approaches depending on what you want the AI to achieve.

Prompting Approaches for AI

Characteristic	Investigator	Muse	Guide	Analyst	Simulator
 Goal	Learn about topic	Brainstorm ideas, draft text	Receive step-by-step guidance	Understand large amounts of text	Simulate a conversation
 Examples	Causes of World War I	Funny poem about cat	Instructions for making lasagna	Pros and cons of cars	Hiring manager interview practice
 Tips	Be specific in question	Provide detail about desired style	Specify level of detail needed	Define what needs to be analyzed	Define AI's and your role

Thinking about the *purpose* of your interaction can help you choose the most effective prompting style. Here are some common categories or “modes” of prompting:

## Getting information (The investigator prompt)

This is perhaps the most straightforward use of AI, like using a search engine but with the potential for more conversational and synthesized answers. You’re asking the AI to retrieve or explain information.

► **Goal:** To learn about a specific topic, concept, definition, or fact.

► **Examples:**

- ◇ “What were the main causes of World War I?”
- ◇ “Explain the concept of photosynthesis in simple terms.”
- ◇ “Who is the current CEO of Microsoft?”
- ◇ “Define ‘cognitive bias.’”

► **Tips for effectiveness:** Be specific in your question. Provide context if the topic is niche or could be ambiguous (e.g., “What is the best way to care for a *Boston Fern* plant?” is better than “How do I care for a plant?”). Be aware that AI can sometimes “hallucinate” or make up information, especially for very recent events or highly specialized topics, so cross-referencing critical information is always wise.



## Generating creative content (The muse prompt)

This involves asking the AI to create something new – a story, poem, song lyric, marketing slogan, email draft, blog post idea, or even code. You’re leveraging the AI’s ability to combine patterns in novel ways.

- ▶ **Goal:** To brainstorm ideas, draft text, or produce original creative work.
- ▶ **Examples:**
  - ◇ “Write a short, funny poem about a cat trying to catch a laser pointer.”
  - ◇ “Generate three potential taglines for a new brand of eco-friendly coffee.”
  - ◇ “Draft a friendly reminder email to colleagues about an upcoming deadline.”
  - ◇ “Give me five blog post ideas about sustainable travel for budget-conscious backpackers.”
- ▶ **Tips for effectiveness:** This is where Persona, Context, and Format instructions shine. The more detail you provide about the desired style, tone, audience, and specific elements to include or avoid, the better the creative output will align with your vision. Providing examples of the style you like can be particularly helpful.

## Getting instructions or steps (The guide prompt)

Here, you're asking the AI to provide a sequence of actions or guidelines for completing a task. This could be anything from a recipe to technical troubleshooting to project planning.

► **Goal:** To receive step-by-step guidance or a structured plan.

► **Examples:**

- ◇ “Provide step-by-step instructions for making a classic lasagna.”
- ◇ “Outline the key steps involved in creating a basic website using HTML and CSS.”
- ◇ “What are the safety procedures for handling chemical spills in a laboratory?”
- ◇ “Create a simple workout plan for a beginner wanting to improve cardiovascular fitness.”

► **Tips for effectiveness:** Specify the level of detail needed (beginner, expert). Ask for the output in a numbered or bulleted list for clarity. Provide context about any specific tools, materials, or limitations involved.

## Summarizing, analyzing, or comparing (The analyst prompt)

These prompts ask the AI to process information you provide (or information it already has access to) and condense it, explain it, find patterns, or highlight differences and similarities.

- ▶ **Goal:** To understand large amounts of text quickly, identify key points, or see relationships between concepts.
- ▶ **Examples:**
  - ◇ “Summarize the main arguments in this article: [paste article text or URL]”
  - ◇ “Compare and contrast the pros and cons of electric cars versus hybrid cars.”
  - ◇ “Analyze the tone of this customer review: [paste review text]”
  - ◇ “Extract the key action items from these meeting notes: [paste notes]”
- ▶ **Tips for effectiveness:** Clearly define what needs to be summarized, compared, or analyzed. Specify the desired length and format of the output (e.g., “a one-paragraph summary,” “a table comparing features,” “a bulleted list of pros and cons”). If analyzing sentiment or tone, be clear about the categories you’re interested in (positive, negative, neutral, etc.)

## Role-Playing and conversation practice (The simulator prompt)

You can instruct the AI to act as a specific character or person and engage in a conversation with you. This is useful for practicing interactions, exploring different perspectives, or even just for entertainment.

- **Goal:** To simulate a conversation, practice communication skills, or explore hypothetical scenarios.
- **Examples:**
  - ◇ “Act as a hiring manager interviewing me for a project manager role. Ask me typical interview questions.”
  - ◇ “Let’s role-play a negotiation. You are a landlord, and I am a tenant trying to negotiate a lower rent increase.”
  - ◇ “Pretend you are Albert Einstein. Explain your theory of relativity to me in simple terms.”
- **Tips for effectiveness:** Clearly define the AI’s role (persona) and your own role. Set the scene or context for the conversation. You can guide the conversation by asking specific questions or making statements within the role-play.

## Choosing the right approach

Understanding these different prompting modes helps you think more strategically about your interactions with AI. Before typing your

prompt, ask yourself: *What is my primary goal here? Am I seeking information, creation, instruction, analysis, or simulation?* Aligning your prompt style with your goal will make your instructions clearer to the AI and increase the likelihood of getting the output you need.

Of course, these categories aren't always mutually exclusive. A single complex prompt might involve elements of several modes (e.g., asking an AI acting as a 'Marketing Expert' [Persona] to 'generate' [Creative] 'three email subject lines' [Task] that 'summarize' [Analyst] the key benefit of a new product, presented as a 'bulleted list' [Format]).

The key takeaway is that being conscious of *how* you're trying to use the AI allows you to select the most appropriate "tool" from your prompting toolkit. Speaking of which, let's dive into that toolkit in the next chapter and explore specific, practical tips you can start using right away.





## Chapter 6

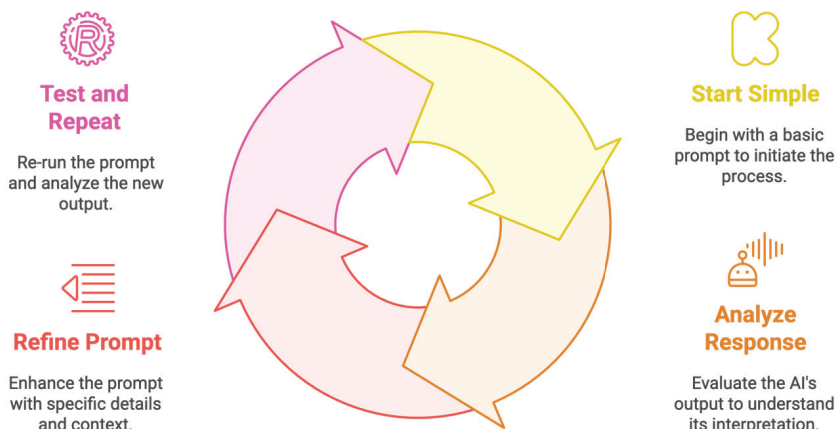
# Your prompting toolkit: Practical tips for success

---

**Y**ou now understand *what* a prompt is, *how* the AI generally processes it, *why* good prompts matter, and the key *ingredients* (Persona, Task, Context, Format) that make them effective. Now, let's move from the 'what' and 'why' to the 'how'. How do you sit down and *write* prompts that consistently guide the AI towards the results you need?



## AI Prompting Iteration Cycle



Crafting great prompts isn't about memorizing secret codes or complex formulas. It's fundamentally about applying principles of clear communication and strategic thinking. It's a practical skill, one that improves significantly with mindful practice. This chapter provides your core toolkit – essential techniques and best practices – to help you elevate your prompting game, regardless of which specific AI assistant you're working with.

### Start simple, then iterate: The power of refining

One of the biggest myths about prompting is that you need to construct a single, perfect, elaborate prompt right from the start.

This can be intimidating and often isn't the most effective approach. Instead, embrace the power of **iteration**:

- ▶ **Begin with the basics:** Start with a clear, simple prompt that captures the core of your request. Don't try to anticipate every nuance immediately.
- ▶ **Analyze the first response:** Look closely at what the AI generates. Did it grasp the main task? Is the general direction correct, even if details are missing?
- ▶ **Refine and enhance:** Based on that first output, start improving your prompt. Add more specific context. Clarify the task further. Define the persona more sharply. Specify the format or tone more precisely. Provide an example if the style was off.
- ▶ **Test and repeat:** Run the refined prompt. Is the new response better? Closer to your goal? Continue this cycle of prompting, analyzing, and refining until the output consistently meets your needs.

Think of it like sculpting. You start with a block of stone (your initial idea) and gradually chip away, refine details, and polish the surface until the final form emerges. This iterative process makes complex tasks more manageable and often leads to superior results compared to trying to get everything perfect in one go.

*Where to practice?* There are many tools available online. Some platforms, like **Amazon's PartyRock**, are specifically designed as easy-to-use "playgrounds." They allow you to build simple AI applications and experiment with different prompts without needing any coding knowledge. These kinds of environments are

fantastic for beginners to quickly see how changes in their prompts affect the AI's output and to build confidence through hands-on experimentation.

## Clarity is King: Be direct and unambiguous

Artificial intelligence, for all its power, doesn't handle vagueness well. It relies on the patterns in your prompt. If those patterns are fuzzy or open to multiple interpretations, the AI might latch onto the wrong one.

- ▶ **Use precise language:** Swap general terms for specific ones. Instead of "Discuss the economy," try "Explain the concept of inflation and its typical impact on consumer spending."
- ▶ **Avoid ambiguous phrasing:** Does "Review the document" mean summarize it, critique it, or proofread it? Be explicit: "Summarize the main arguments of this document," or "Proofread this document for grammatical errors."
- ▶ **Be direct (Politeness optional):** While you can use conversational language, the core instruction should be clear. Extra pleasantries ("If you wouldn't mind, could you possibly...") aren't necessary and can occasionally clutter the prompt. Get to the point of the task.

## Specificity is your superpower: Details matter (Task & output)

This goes together with clarity. The more *relevant* specifics you provide, the less guesswork the AI must do.

- ▶ **Detail the task:** Don't just say "Create a blog post." Specify: "Create a 500-word blog post arguing for the benefits of remote work for employee well-being, targeted at HR managers."
- ▶ **Detail the output:** As covered in the "Format" ingredient (Chapter 4), be explicit about the tone ("Use an optimistic and encouraging tone"), style ("Write this as a formal business memo"), structure ("Present the key findings as a numbered list"), and length ("Keep the summary under 150 words").

## Show, don't just tell: Leverage the power of examples

Humans often learn best by example, and AI models are similar in this respect. Providing a concrete example of what you want is often more effective than trying to describe it abstractly.

- ▶ **For Style/Tone:** If you want a specific voice, include a sentence demonstrating it: Write a product description with a playful and exciting tone. Example tone: "Get ready

to blast off with our amazing new Rocket Widget!” Now, write the description for...

- **For Formatting/Structure:** Show the desired layout: Extract the key features and benefits from the text below. Format as: Feature: [Feature Name], Benefit: [Benefit Description]. Text: [...] Output:
- **For task demonstration:** If the task is complex or nuanced, a full input/output example clarifies expectations immensely.

Examples act as powerful anchors, guiding the AI’s pattern-matching towards your specific target.

## Focus on the “Do”: Using positive instructions effectively

When guiding the AI, focus primarily on stating what you *want* it to produce, rather than creating long lists of what it *shouldn’t* do. While specifying constraints (“Do not...”) is sometimes necessary (e.g., for safety, avoiding certain topics, or adhering to strict rules), relying too heavily on negative instructions can be less effective.

- **Less effective:** “Don’t make it too long. Don’t use technical terms. Don’t include anything about pricing. Don’t sound robotic.”
- **More effective:** “Write a concise, two-paragraph summary using simple, non-technical language suitable for a general

audience. Focus only on the product's core features and user benefits. Use a warm and engaging tone."

Positive instructions provide a clear goal, while a string of negatives can sometimes be confusing or inadvertently draw attention to the forbidden elements. Use "Do" instructions generously and "Don't" instructions strategically.

## **Keep it concise: Avoid unnecessary information**

Context is vital, but *relevant* context is key. Including long histories, irrelevant details, or rambling side notes within your prompt can sometimes confuse the AI or dilute the importance of your core instructions. Review your prompt before sending: Is every piece of information necessary for the AI to perform *this specific task*? If not, consider trimming it down.

## **Consider your output: Asking for lists, tables, or specific lengths**

Think about how you ultimately want to use the information the AI provides. A dense block of text isn't always the most practical format. Don't hesitate to ask for specific structures:

- ▶ "Generate a bulleted list of pros and cons..."
- ▶ "Organize this information into a table with columns for X, Y, and Z..."

- ▶ “Provide the answer as a short, single sentence.”
- ▶ “Outline the main points in a numbered list.”

Specifying the output structure makes the AI’s response more immediately useful.

## Document your journey: Why keeping notes is crucial

This practice might seem tedious at first, but it is perhaps the most valuable habit for accelerating your prompting skills and achieving consistent results. As you experiment, **write down what you’re trying and what happens!**

- ▶ **Track Your Learning:** You’ll quickly see which phrasing styles, context types, or personas work best for different tasks.
- ▶ **Build a Reusable Library:** Save time by referring to and adapting prompts that worked well previously.
- ▶ **Adapt to Change:** The AI world evolves. A prompt optimized for one model generation might need tweaking for the next, or for a different powerful model family like **Amazon Nova**. Your notes provide a crucial record for testing prompts across different models or after updates. Did a prompt that worked well before suddenly fail? Your notes help you diagnose why.

► **Troubleshoot Errors:** When a prompt gives unexpected results, reviewing your previous attempts and refinements can help pinpoint the issue.

Your documentation can be simple. Use a spreadsheet, a notebook, or a digital note-taking app. Include:

Goal/Task	Prompt Attempt (Key Phrasing)	Key Output Snippet/ Result	Success? (Y/N/ Partial)	Notes (What worked/ didn't, Refinements)	Model Tested (Optional)
Summarize article	"Summarize this article briefly"	Too long, missed key point	N	Need to specify length & main theme	Model A (v1)
Summarize (V2)	"Summarize article under 100 words, focus on financial impact"	Concise, relevant summary	Y	Adding focus was key.	Model A (v1)
Summarize (V2 Test)	"Summarize article under 100 words, focus on financial impact"	Similar good summary	Y	Works on Nova too.	Amazon Nova





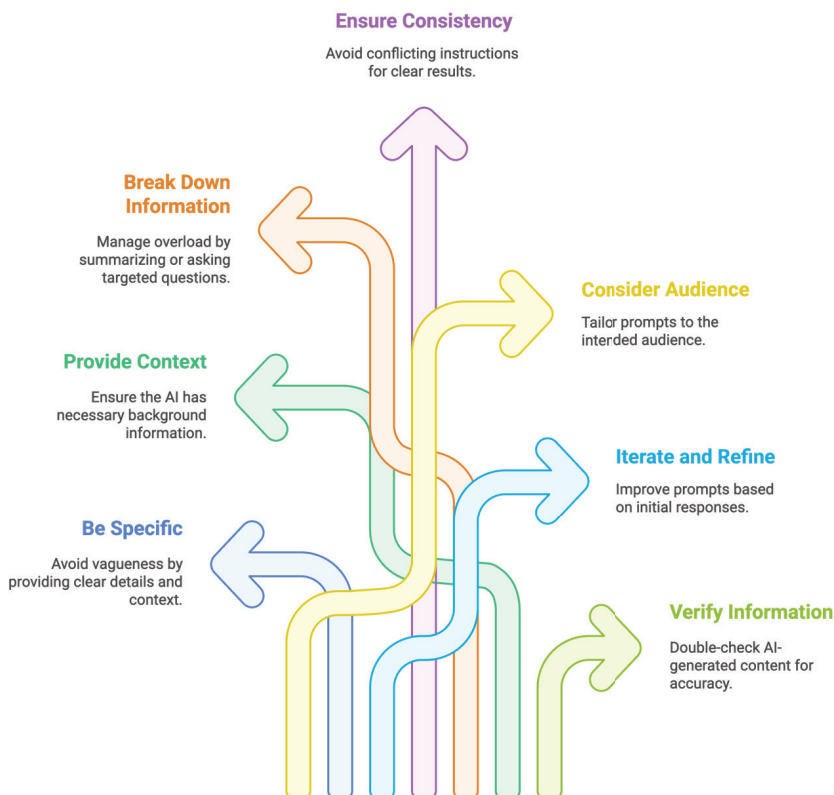
## Chapter 7

# Avoiding the pitfalls: Common prompting mistakes & how to fix them

---

**A**s you begin experimenting with AI prompts, it's natural to encounter some bumps along the road. Sometimes the AI's response will be unhelpful, irrelevant, or just plain wrong. While occasionally this might be due to the limitations of the AI model itself, often it's a result of subtle (or not-so-subtle) issues in the prompt.

## How to avoid common AI prompting mistakes?



Being aware of common prompting mistakes can help you troubleshoot when things go wrong and refine your approach for future success. Here are some frequent pitfalls and how to avoid them:

## Pitfall 1: Crippling vagueness

This is the most common mistake. Asking overly broad or unclear questions without sufficient detail is like trying to navigate without a map.

- **Mistake:** “Tell me about marketing.”
- **Problem:** The topic is vast. The AI has no idea what aspect of marketing you’re interested in (digital, traditional, B2B, B2C?), what level of detail you need, or what you intend to do with the information.
- **Solution: Be Specific!** Define the Task, add Context, and consider Persona and Format. “Explain the concept of SEO (Search Engine Optimization) for a small business owner who is new to digital marketing. List three basic steps they can take to improve their website’s visibility.”

## Pitfall 2: Assuming prior knowledge (or mind-reading)

The AI doesn’t know your personal history, the specifics of your current project (unless you tell it), or confidential company information. It only knows what you provide in the prompt and what it learned during its general training.

- **Mistake:** “Write a follow-up email to the client about our last meeting.”

- **Problem:** The AI has no idea who the client is, what was discussed in the meeting, or what the desired outcome of the follow-up email should be.
- **Solution: Provide essential context.** “Write a follow-up email to Jane Doe at Acme Corp regarding our meeting on Tuesday about the website redesign project. Remind her of the agreed-upon next step (sending her the revised mockups by Friday) and ask if she has any initial questions.”

### Pitfall 3: Information overload (Too much, too soon)

While context is crucial, dumping excessive, disorganized, or irrelevant information into a single prompt can confuse the AI. It might struggle to identify the core task or the most important details.

- **Mistake:** Pasting an entire 50-page document and simply saying “Summarize this.”
- **Problem:** The AI might struggle to process such a large input effectively in one go or might not focus on the aspects you care most about. The prompt lacks clear instruction beyond “summarize.”
- **Solution: Break it down.** If dealing with large amounts of information, summarize sections first, or guide the AI with more specific instructions. “Summarize the key conclusions from Chapter 3 of this document regarding market trends: [Paste Chapter 3 text].” Or provide the document and ask

targeted questions: “Based on the attached report, what are the top three risks identified for Project X?”

## Pitfall 4: Conflicting Instructions

Giving the AI contradictory instructions within the same prompt will likely lead to confusing or nonsensical results.

- ▶ **Mistake:** “Write a very short, detailed report...”
- ▶ **Problem:** “Short” and “detailed” can be contradictory requirements. The AI doesn’t know which instruction to prioritize.
- ▶ **Solution: Be consistent and prioritize.** Clarify what’s most important. “Write a concise report, focusing only on the most critical details.” Or “Write a detailed report, but structure it with clear headings and bullet points for readability.”

## Pitfall 5: Forgetting the audience (Yours and the ai’s persona)

Writing a prompt without considering who the final output is for or neglecting to assign a relevant persona to the AI, can result in inappropriate tone, language, or level of detail.

- ▶ **Mistake:** Asking the AI to “Explain black holes” without specifying the audience.

- **Problem:** The AI might generate a highly technical explanation suitable for physicists, which is useless if the intended audience is children.
- **Solution: Specify the audience and/or persona.** “Explain black holes in simple terms suitable for a 10-year-old.” Or “Act as a university physics professor giving an introductory lecture on black holes to first-year students.”

## Pitfall 6: Not iterating or refining (Hiving up too soon)

Expecting the perfect response on the first try is often unrealistic. Getting frustrated and abandoning the effort after one or two attempts means missing out on the AI’s potential.

- **Mistake:** Typing a complex prompt, getting a mediocre response, and concluding “AI isn’t good for this.”
- **Problem:** The initial prompt likely needed refinement.
- **Solution: Embrace Iteration.** Analyze the flawed response. What went wrong? Was the prompt unclear? Did it lack context? Tweak the Persona, Task, Context, or Format and try again. Treat it as a learning process.

## Pitfall 7: Trusting blindly (Ignoring verification)

AI models, especially language models, can “hallucinate” – meaning they confidently state incorrect information or make things up entirely. They are optimized to generate plausible-sounding text, not necessarily factually accurate text.

- **Mistake:** Asking the AI for critical medical, legal, or financial advice and acting on it without verification. Asking for factual statistics or recent event details and assuming they are correct.
- **Problem:** The AI’s information could be outdated, biased, or simply fabricated.
- **Solution: Verify critical information.** Always double-check facts, figures, crucial advice, or any information where accuracy is paramount using reliable external sources. Use AI as a starting point or assistant, not as an infallible authority.

By being mindful of these common pitfalls, you can proactively improve your prompts, troubleshoot more effectively when responses aren’t right, and build a more productive relationship with AI tools. The goal isn’t just to avoid mistakes, but to learn from them and continuously refine your communication skills.








## Chapter 8

# The future is prompt-driven: Where do we go from here?

---

**W**e've journeyed through the fundamentals of AI prompting – understanding what prompts are, how AI processes them, why good prompts matter, their essential components, different ways to use them, practical techniques, and common pitfalls to avoid. As we look ahead, it's clear that the ability to effectively communicate with Artificial Intelligence is becoming more than just a useful trick; it's evolving into a fundamental skill for navigating the modern world.

# Prompting Skills Evolution

Characteristic	Core Literacy	AI Models	Prompter" Role
 <b>Capabilities</b>	Crafting effective prompts	Understanding nuanced language	Creating personalized learning materials
 <b>Advantages</b>	Leverage AI efficiently	Retaining context over conversations	Analyzing data effectively
 <b>Future</b>	Continuous learning and experimentation	Deeper collaborations and personalized assistance	Interpreting less-than-perfect prompts

## Prompting as a core literacy

Just as typing became an essential skill with the advent of personal computers, and navigating the internet became crucial with the rise of the web, **prompt engineering** – the practice of crafting effective prompts – is emerging as a new form of literacy. It's the language we use to interact with increasingly capable intelligent systems across various aspects of our lives, from work and education to creative pursuits and everyday tasks.

Individuals who can clearly articulate their needs, provide relevant context, and strategically guide AI tools will have a distinct advantage. They'll be able to leverage AI more efficiently, generate higher-quality outputs, automate tasks more effectively, and unlock creative possibilities that others might miss.

## Smarter AI, smarter conversations

The AI models themselves are continuously improving. They are becoming more capable of understanding nuanced language, handling more complex instructions, retaining context over longer conversations, and even asking clarifying questions when a prompt is ambiguous. This doesn't diminish the importance of good prompting; rather, it elevates the potential of the human-AI partnership.

As AI gets smarter, our prompts can become more sophisticated. We can move beyond simple commands to engage in deeper collaborations:

- ▶ **Co-creation:** Working iteratively with AI to develop complex documents, intricate designs, or detailed plans, with each prompt building upon the previous interaction.
- ▶ **Personalized Assistance:** AI assistants that learn our preferences and communication styles (partly through our consistent prompting habits) to provide more tailored and proactive support.
- ▶ **Problem-Solving Partners:** Using AI not just to retrieve information, but to brainstorm solutions, evaluate scenarios, and identify potential challenges, guided by well-structured analytical prompts.
- ▶ **Accessible Expertise:** Interacting with AI personas trained in specific domains (like medicine, law, or engineering) to get expert-level insights, guided by informed and specific questions (always remembering the need for human verification in critical fields).

## The evolving role of the “Prompter”

While dedicated “Prompt Engineer” roles are emerging in the tech industry, the need for prompting skills extends far beyond specialized jobs. Teachers will use prompts to create personalized learning materials, marketers to generate targeted campaigns, researchers to analyze data, writers to overcome creative blocks, and managers to draft communications. Everyone who interacts with these tools will benefit from understanding how to communicate effectively.

The future likely involves AI tools becoming better at interpreting less-than-perfect prompts, perhaps even offering suggestions

to improve user requests. However, the fundamental ability to think clearly about one's goals, structure information logically, and articulate instructions precisely will remain invaluable. The user who can provide better input will consistently achieve better output.

## Where do we go from here? continuous learning.

The journey doesn't end with this guide. The field of AI is dynamic, and best practices for prompting will continue to evolve alongside the technology. The key is to embrace a mindset of continuous learning and experimentation:

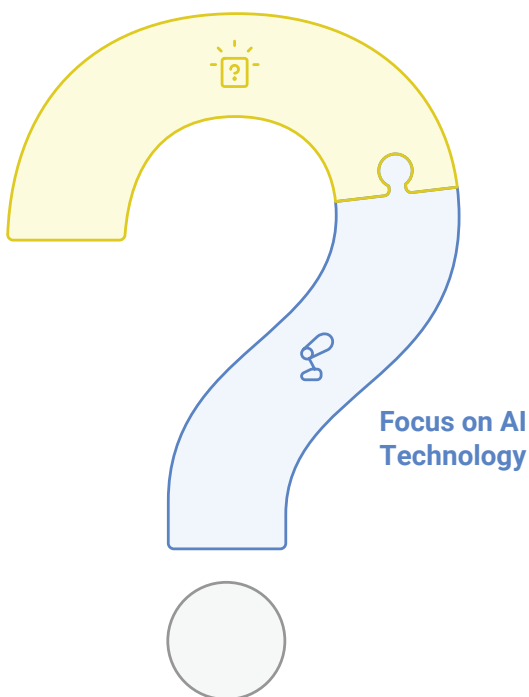
- ▶ **Stay Curious:** Pay attention to how different AI tools respond. Notice what types of prompts yield the best results for your specific needs.
- ▶ **Experiment:** Don't be afraid to try different phrasing, structures, personas, and levels of detail.
- ▶ **Share Knowledge:** Talk to colleagues, friends, or online communities about what prompting techniques work well for them.
- ▶ **Adapt:** As AI capabilities grow, adapt your prompting strategies to take advantage of new features and possibilities.

The ability to craft effective prompts is your key to unlocking the immense potential of Artificial Intelligence. It transforms you from a passive user into an active collaborator, capable of directing these

powerful tools to achieve your goals with greater precision and creativity.

**The future isn't just about  
having AI; it's about  
knowing  
how to ask.**

**Focus on Asking  
Questions**









# Conclusion

## Your prompting journey begins now!

---

**W**e've explored the fascinating world of AI prompting, journeying from the basic concept of an instruction to the nuances of crafting effective communication with these powerful tools. We've seen that AI, while remarkable, isn't magic – it relies heavily on the clarity, context, and direction provided by *your* prompts.

Throughout this guide, we've focused on building a foundational understanding that transcends any single AI model like ChatGPT, Claude, or Gemini. By concentrating on the universal principles of clear instruction – defining the Persona, specifying the Task, providing rich Context, and shaping the Format – you've gained skills that will remain valuable even as the technology rapidly evolves.

### AI Prompting Mastery Pyramid

#### Active Participation

Guiding AI for creative collaboration

#### Structured Thinking

Organizing thoughts for clear communication

#### Iterative Process

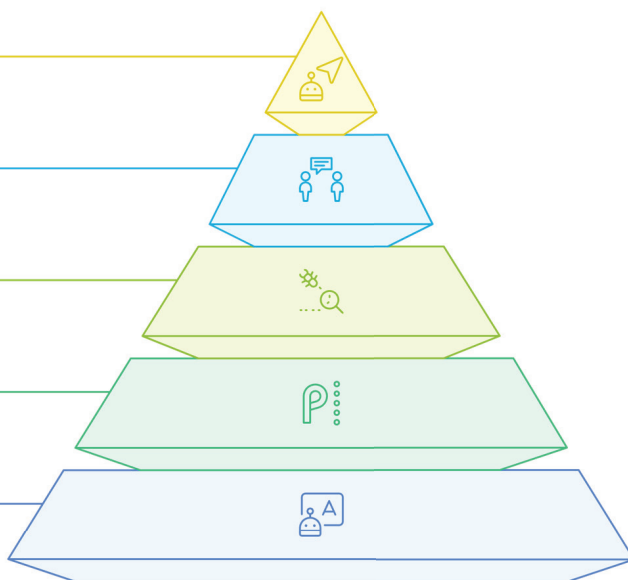
Refining prompts through experimentation

#### Prompting Techniques

Crafting clear and effective prompts

#### Foundational Knowledge

Understanding AI prompting principles



You've learned that investing a little time in crafting a thoughtful prompt can save significant time later, reducing frustrating cycles of clarification and revision. You've discovered how specific prompts can unlock more relevant, tailored, and creative outputs than vague requests ever could. You've also become aware of common pitfalls, like ambiguity and lack of context, and how to avoid them, alongside the crucial need to verify information generated by AI.

The practical tips and techniques in your "Prompting Toolkit" are starting points. The real learning happens through practice and experimentation. Don't be discouraged if your first few attempts aren't perfect. Remember the iterative nature of prompting:

- ▶ Start with your goal in mind.
- ▶ Draft a prompt using the ingredients we've discussed.
- ▶ Review the AI's response critically.
- ▶ Refine your prompt based on the output.
- ▶ Repeat until you achieve the desired result.

Treat each interaction as a mini experiment, a chance to better understand how to communicate your intentions effectively. The more you practice; the more intuitive prompting will become. You'll develop a feel for the level of detail required for different tasks and discover phrasing that consistently works well for you.

The ability to prompt effectively is more than just a technical skill; it's a form of structured thinking and clear communication. It encourages you to clarify your own objectives, consider your audience, and organize your thoughts logically before engaging with the AI. These are valuable skills in any context, amplified in importance by the rise of AI collaboration.

You are now equipped with the foundational knowledge to move beyond being a passive user of AI and become an active participant – a director guiding a powerful tool. The “Art of the Ask” is within your reach.

So, open your preferred AI assistant, think about a task you'd like help with, and start crafting your prompt. Your journey into more effective, productive, and creative collaboration with Artificial Intelligence begins now. Happy prompting!



# Appendix

## Your executive tools for AI prompting

---

**T**his appendix contains practical resources you can reference anytime you need to design a high-impact prompt quickly. From fill-in-the-blank templates to executive checklists, use these tools to apply what you've learned in real-world settings.

### Appendix A: Prompting Cheat Sheet

#### THE FOUR ESSENTIAL INGREDIENTS

1. **PERSONA** (Who should the AI be?) Start with: "Act as..." "You are..." "Take the role of..." Examples: Expert consultant, marketing specialist, strategic advisor Purpose: Frames knowledge, influences tone and perspective

2. **TASK** (What exactly do you want done?) Use clear action verbs: Analyze, Summarize, Generate, Compare, Draft Be specific about deliverables: “Create a list of five strategies...” Purpose: Defines the precise action and output required
3. **CONTEXT** (What does the AI need to know?) Include: Background information, audience, constraints, goals Consider: “For whom?” “Why?” “What limitations?” “What’s the purpose?” Purpose: Provides essential situation details for relevant responses
4. **FORMAT** (How should it look and sound?) Specify: Structure, length, tone, language level Examples: “Present as bullet points...” “Use formal business language...” Purpose: Ensures output matches your exact needs and use case

## FIVE PROMPT TYPES FOR DIFFERENT NEEDS

**THE INVESTIGATOR:** Getting information “Explain the key trends in renewable energy investment for board presentation.”

- ▶ **THE MUSE:** Generating creative content “Create three potential taglines for our new executive leadership program.”
- ▶ **THE GUIDE:** Getting instructions or steps “Provide a step-by-step framework for evaluating acquisition targets.”
- ▶ **THE ANALYST:** Summarizing, analyzing, comparing “Compare three approaches to digital transformation in financial services.”

- ▶ **THE SIMULATOR:** Role-playing and conversation practice  
“Act as a skeptical investor. Ask questions about our Q3 performance.”

## PROMPT ENGINEERING BEST PRACTICES

- ▶ **START SIMPLE, THEN REFINE:** Begin with basic prompt; improve based on results
- ▶ **BE DIRECT & CLEAR:** Avoid ambiguity and vague instructions
- ▶ **USE EXAMPLES:** Show what you want rather than just describing it
- ▶ **BE SPECIFIC:** Include relevant details but avoid unnecessary information
- ▶ **REQUEST PRECISE FORMAT:** Specify format that suits your needs (lists, tables)
- ▶ **DOCUMENT EFFECTIVE PROMPTS:** Keep a library of what works

## MASTER PROMPT TEMPLATE

- ▶ **[PERSONA]:** Act as [relevant expert/role]
- ▶ **CONTEXT]:** I’m preparing [specific project] for [specific audience]. The goal is to [clear objective]. The key constraints are [limitations].
- ▶ **TASK]:** Please [action verb] [specific deliverable] that [clear criteria].



- ▶ **[FORMAT]:** Structure this as [specific format] with [specific length]. Use [**tone/style**] appropriate for [audience].
- ▶ **Example style:** [brief demonstration of desired output]  
Remember: Better prompts = Better results = Less time wasted

## Appendix B: COSTAR Framework Card



**Context** – Sets the stage for the interaction, providing background information or the scenario in which request is made.



**Objective** – Defines what the prompt aims to achieve, specifying the goal or the desired output from the language model.



**Style** – Specifies the desired writing or response style, guiding how the content should be presented or articulated.



**Tone** – Indicates the emotional character or attitude of the response, shaping how the message is emotionally conveyed.



**Audience** – Defines the intended audience or reader of the content, influencing the language, complexity, and approach of the response.



**Response Format** – Describes how the response should be structured determining the organization and presentation of the content.

